



The University of Georgia

University Council
Athens, Georgia 30602

January 15, 2014

UNIVERSITY CURRICULUM COMMITTEE – 2013-2014

Mr. David E. Shipley, Chair

Agricultural and Environmental Sciences - Dr. William K. Vencill

Arts and Sciences - Dr. Roxanne Eberle (Arts)

Dr. Rodney Mauricio (Sciences)

Business - Dr. William D. Lastrapes

Ecology - Dr. Sonia M. Altizer

Education - Dr. William G. Wraga

Engineering - Dr. Sidney Thompson

Environment and Design - Mr. David Spooner

Family and Consumer Sciences - Dr. Silvia Giraud

Forestry and Natural Resources - Dr. Sarah F. Covert

Journalism and Mass Communication - Dr. Alison F. Alexander

Law - No representative

Pharmacy - Dr. Cory Momany

Public and International Affairs - Dr. Robert Grafstein

Public Health - Dr. Katie D. Hein

Social Work - Dr. Kristina Jaskyte

Veterinary Medicine - Dr. Scott A. Brown

Graduate School - Dr. Tracie E. Costantino

Ex-Officio - Interim Provost Libby Morris

Undergraduate Student Representative - Ms. Hadley Dreibelbis

Graduate Student Representative - Ms. Margaret Robbins

Dear Colleagues:

The attached proposal to offer a new Graduate Certificate in Comparative Medical Illustration will be an agenda item for the January 22, 2014, Full University Curriculum Committee meeting.

Sincerely,

David E. Shipley, Chair
University Curriculum Committee

cc: Interim Provost Libby V. Morris
Dr. Laura D. Jolly

**Proposal for
Certificate in Comparative Medical Illustration**

Institution:
University of Georgia

Date:
October 4, 2013

School/College:
College of Veterinary Medicine

Department:
Office of the Associate Dean for Academic Affairs

Level: Graduate

Starting Date: Maymester 2014

Sheila W. Allen
Dean, College of Veterinary Medicine

Maureen Grasso
Dean, Graduate School

TABLE OF CONTENTS

		Page
1.	Program Abstract	3
2.	Purpose and Educational Objectives of the Program	3
3.	Justification and Need for the Program	4
4.	Student Demand for the Program	4
5.	Curriculum	5
6.	Faculty Resources	6
7.	Library, Computer, and other Instructional Resources	7
8.	Physical Facilities	7
9.	Expense to the Institution	7
10.	Commitments of Financial Support	7
11.	Administration of the Program and Admission and Retention of Students	8
12.	Appendix	9

1. PROGRAM ABSTRACT:

The explosion of information in the biomedical sciences over the past decade and advances in our understanding of how students learn, have prompted us to critically review the teaching techniques and educational materials being used in veterinary medical education. Because students in the veterinary curriculum are required to master concepts in disciplines as disparate as molecular biology, anatomy and diagnostic imaging, there is an increasing need for state-of-the-art educational materials that promote conceptual understanding of material rather than memorization of facts. Furthermore, there is a need to understand concepts that currently relate to human medicine, as advances in that arena commonly become incorporated into veterinary medicine. To address these needs, the Office of the Associate Dean for Academic Affairs in the College of Veterinary Medicine is providing the financial support needed to establish a one-year certificate program for students who already have obtained Master's Degrees in Medical Illustration from one of the four accredited medical illustration training programs in North America. This program will be overseen by program directors who are appointed by the Associate Dean for Academic Affairs, presently Drs. Scott Brown and James Moore, and will operate under the auspices of the Office of Academic Affairs. The college is a world-leader in veterinary medical illustration and the development of veterinary educational materials. As a result, it is exceptionally well positioned to train the next generation of veterinary medical illustrators.

The program directors, Drs. Brown and Moore, will facilitate interactions between students in this certificate program and faculty members in other departments in the college, who will add substantially to their training through one-on-one, graduate-level courses, all of which are currently available in the college. Mr. Brad Gilleland, one of the medical illustrators in the college and a member of the Association of Medical Illustrators, has been appointed by the program directors to serve as the coordinator of student activities, providing mentorship. Mr. Gilleland and Mr. Kip Carter, the other medical illustrator in the college, serve as adjunct faculty in the medical illustration training program at the Medical College of Georgia and collaborate with Ms. Jennifer Stowe, the medical illustrator in the Medical Partnership in Athens. Each of these three medical illustrators will play an important role in the certificate program, which will begin in the summer of each year, shortly after the students have graduated from their medical illustration programs. Students in the certificate program will register for graduate-level courses within the college in which they will learn from and create new educational materials for faculty members with expertise in specific areas of the veterinary curriculum. The new educational materials arising from these experiences will be used in the curriculum, thereby providing a means for improving veterinary medical education at UGA. The students will utilize existing resources in the college and be awarded an official Certificate of Comparative Medical Illustration upon completion of the program. Consequently, this program will accommodate both training and educational needs, while improving the educational capabilities of the college and making efficient use of existing UGA resources.

2. PURPOSE AND EDUCATIONAL OBJECTIVES OF THE PROGRAM:

The primary objectives of this program are to provide a graduate-level certificate program in the College of Veterinary Medicine for new graduates of medical illustration programs, introduce them to opportunities in veterinary medical education, and provide them with opportunities to work directly with faculty to create state-of-the-art educational materials. These objectives will be achieved by: 1) incorporating the students into existing graduate-level courses in the college, 2) providing mentorship by two Josiah Meigs Professors and direct supervision by a team of experienced medical illustrators, and 3) fostering creative interactions

between students and faculty members in the college to provide the students with “real world” interactions with clients and to further develop the students’ skill sets. The students will participate in discussions regarding the rationale, design and implementation of new, interactive teaching materials and will be encouraged to interact with veterinary students to obtain direct feedback regarding the impact of these materials. The students in this certificate program also will interact with UGA students in the Scientific Illustration program in the School of Art, providing encouragement for the latter students to pursue training as medical illustrators. A letter of support from Gene Wright, the Interim Director of the Lamar Dodd School of Art and a graduate of the medical illustration program at the Medical College of Georgia, is included in the Appendix.

3. JUSTIFICATION AND NEED FOR THE PROGRAM:

The purpose of this program is two-fold: 1) To provide an avenue for training new graduates of medical illustration programs in the field of veterinary medical education, and 2) To provide additional opportunities for collaborations between the College of Veterinary Medicine and the Medical Partnership.

The proposed program was developed after extensive consultations with faculty members in the College of Veterinary Medicine and the medical illustrators working at the College of Veterinary Medicine and Medical Partnership on the UGA campus, and taking into consideration the educational needs of new graduates of medical illustration programs and veterinary medicine. With these needs in mind, existing graduate-level courses offered through the College of Veterinary Medicine were reviewed to identify those that provide appropriate educational and experiential opportunities for potential students. Having identified a cadre of courses, the developers of the program (Drs. Brown and Moore) then approached the relevant department heads and faculty regarding the suitability of these courses for the proposed certificate program. As these courses currently are offered as a means for individual graduate students to address specific areas of interest or develop skills in particular areas, they provide the perfect opportunity for the students in this certificate program to learn more about the comparative nature of veterinary medicine (e.g., comparing the anatomy, physiology or pathology of different species). In doing so, and with the guidance of the existing medical illustrators on campus, students in the certificate programs will create new educational materials that the participating faculty members will use in courses in the veterinary curriculum. The courses selected for this program are listed in the Appendix to this proposal (page 9).

This program is unique in several respects. For example, of the 29 other colleges of veterinary medicine in North America, none have the personnel and physical resources needed to offer a program comparable to the University of Georgia’s College of Veterinary Medicine. Indeed, only two of these colleges have medical illustrators on their staff, and neither of those universities offers a certificate program. Furthermore, neither of those two colleges has direct interactions with medical illustrators at a medical school. As a result, the vast majority of new graduates of medical illustration programs obtain almost no exposure to veterinary medical curricula. Completion of this certificate program will address this deficit.

4. STUDENT DEMAND FOR THE PROGRAM

To ascertain the potential level of student interest in the proposed certificate program, Drs. Brown and Moore met with students in their last year of training in the accredited master’s degree Medical Illustration Program at the Medical College of Georgia of Georgia Regents

University. In doing so, they not only were impressed by the level of interest, but also were able to incorporate several student-generated ideas into the ultimate design of the proposed certificate program. As many of the students are pet owners, they were especially interested in opportunities for learning about the comparative nature of veterinary medicine, in particular differences in anatomy, physiology, pathogenesis of disease and treatments used in veterinary medicine, when compared to the knowledge they have gained in their full-time, masters' level certificate programs in medical illustration. The medical illustration program students also were intrigued by the opportunity to use their knowledge and skills to create educational materials that could have a positive impact on the education of veterinary students. Drs. Brown and Moore contacted faculty members in each of the other three schools in North America that train medical illustrators (Johns Hopkins University School of Medicine, University of Illinois, and the University of Toronto) and shared preliminary descriptions of the proposed certificate program. Not only were those faculty members interested in the proposed certificate program, but students in each of the programs contacted Drs. Brown and Moore directly to see if the program was in place.

The increasing emphasis on digital technology in education should fuel a strong demand for graduates of this program. A university start-up company that produces educational software for science, IS3D (Dr. Thomas Robertson, CEO), is an example of a hiring opportunity for students completing the certificate program.

Current personnel, hardware and software in the college will support the enrollment of four students in the program. Based on the level of interest expressed both by current medical illustration students and their faculty, we expect to have twice this number of applicants in the first year. Utilizing the criteria described in section 11 of this proposal, the top applicant will be selected and offered the stipend made available by the Office of Academic Affairs of our college. This intramural funding is expected to be available annually for the foreseeable future. In preparation for this program, Drs. Brown and Moore have already submitted two proposals to extramural agencies interested in veterinary education seeking support for additional stipends, and are working with the Department of Veterinary External Affairs to approach private individuals interested in helping support the program. Drs. Brown and Moore currently have a project funded by the National Institutes of Health, the aim of which is to create and evaluate the use of interactive media in undergraduate physiology courses at UGA. As new funding opportunities become available through this and other federal agencies, Drs. Brown and Moore will submit research proposals that include stipends for students in the proposed certificate program. The goal will be to increase the number of students in the program to six per year. In keeping with university-wide policies, the certificate program will be open to all qualified persons and there shall be no discrimination on the basis of race, color, religion, national origin, sex, age or physical disability.

5. CURRICULUM

The Certificate in Comparative Medical Illustration will be awarded after completion of 33 credit hours. Each student will register for the following number of credits per academic session: Summer Thru Term – 9 hours, Fall Semester – 12 hours, and Spring Semester – 12 hours. The courses available for use in this program, which are open only to graduate students, are listed in the Appendix with two sample programs. These courses are “problems” courses, in which individual or small numbers of students learn directly from faculty members in one-on-one experiences. The purpose of “problems” courses is for students to address in depth a specific area of interest or develop a specific skill. In keeping with the comparative nature of the

proposed program, certificate students and participating faculty will identify topics that will provide the certificate students opportunities to learn more about the anatomy, physiology, pharmacology, pathology or diagnostic imaging of animal species and compare these findings to their knowledge of these areas in human medicine. The program directors will work with the participating faculty members to select topics that not only are of interest to the certificate students, but that coincide with topics that veterinary students have difficulty mastering. Thus, the end products of the aforementioned “problems” courses will be new educational materials that can be used to improve the quality of veterinary medical education.

The grading format for the courses varies depending upon the department, being S/U in some and A-F in others. The students will be graded using the format existing for each course. Each student will present two work-related seminars to faculty members in the college and will submit a digital portfolio of educational materials completed for review by his or her faculty mentor and the program co-directors, Drs. Brown and Moore, who also co-direct Educational Resources. Students in the Scientific Illustration program in the Lamar Dodd School of Art will be encouraged to attend the two seminars and interact with the certificate students.

The certificate students will also be supervised by Brad Gilleland, one of the two medical illustrators within the Office of Academic Affairs. Mr. Gilleland serves as an adjunct faculty member in the Medical Illustration Program at the Medical College of Georgia and has taught in UGA’s Graphic Design program in the Lamar Dodd School of Art. He will be assisted by Mr. Kip Carter, Chief of Medical Illustration, and Mr. Thel Melton, 3-D graphics artist. As part of the program, each student will interact with Ms. Jennifer Stowe, medical illustrator at the Medical Partnership, to develop educational materials that highlight the comparative nature of veterinary and human medicine.

6. FACULTY RESOURCES

The college has faculty members in each of its departments with expertise that will be important to this program, and are committed to the development, incorporation and evaluation of new teaching modalities. Four of these faculty members (listed below) currently serve as advisors within the Office of Academic Affairs and will contribute to this program by interacting with and advising each student. Information about the program directors and advisors is as follows:

Name	Academic Specialty	Qualifications	Relevant Professional Activities	Projected Responsibility
Scott Brown, VMD, PhD Meigs Teaching Professor	Renal physiology	PI on NIH educational project	25 years as a university educator	Co-Director of Educational Resources, liaison between student and faculty members
James Moore, DVM, PhD Meigs Teaching Professor	Equine gastrointestinal diseases	Co-I on NIH-educational project	30 years as a university educator	Co-Director of Educational Resources, liaison between students and faculty members
Andrew Parks, VetMB, Professor and Department Head	Equine lameness and surgery	Senior Teaching Fellow	25 years as a university educator	Advisor for Educational Resources and students
Kelsey Hart, DVM, PhD, Assistant Professor	Large animal internal medicine	Teaching Academy member	Lilly Teaching Fellow	Advisor for Educational Resources and students

Bridget Garner, DVM, PhD, Assistant Professor	Clinical pathology	Board certified pathologist	Lilly Teaching Fellow	Advisor for Educational Resources and students
Kevin Clarke, DVM, DACVS, Clinical Associate Professor	Orthopedics	Board certified surgeon	National Teaching Awards	Advisor for Educational Resources and students

7. LIBRARY, COMPUTER, AND OTHER INSTITUTIONAL RESOURCES

The Science Library and Veterinary Reading Room in the University of Georgia Library System have the journals, books and electronic resources required to meet the needs of the students. Other library resources available within the University System, including Galileo, GIL and the associated Internet-based databases, will contribute to making the scientific literature available to the participants of this program.

8. PHYSICAL FACILITIES

The college currently has the computers, software, photography and videography equipment, printers and personnel required for successful completion of this certificate program. During this program, the students will be exposed to high-quality photography and videography provided by Mr. Christopher Herron, staff photographer; charts, graphs and poster printing provided by Mr. Harsh Jain, graphic designer; and video editing provided by Mr. Gary Burton, audiovisual support person, within the college. The students will have access to the Educational Resources facilities, a component of the college that includes the required office space, equipment, and conference room facilities needed for this program.

9. EXPENSE TO THE INSTITUTION

The Office of Academic Affairs in the College of Veterinary Medicine has allocated the funds to pay the annual stipend for one student (\$36,000), which will be awarded on a competitive basis. This full-time stipend is equivalent to that offered by the Applied Practice in Advanced Medical Illustration certificate program at Georgia Regents University in Augusta, which was based on 67% of the rolling five-year average starting salary for new graduates of medical illustration programs in North America. Offering a stipend that fails to compete with that program would severely compromise the success of the proposed certificate program at UGA. As the necessary hardware, software and courses already exist within the college, the proposed program enhances the efficiency of our utilization of existing resources.

10. COMMITMENTS OF FINANCIAL SUPPORT

The Office of Academic Affairs in the College of Veterinary Medicine has allocated the stipend required to perpetuate this certificate program. The necessary computer equipment, software and courses already exist within the college. This program enhances the efficiency of our utilization of existing resources, and there will be no additional capital outlays required. As indicated previously, the program directors have submitted two proposals seeking the funding required to support additional students and are working with the Director of Veterinary External Affairs in the college to pursue additional stipend support from private donors to the College of Veterinary Medicine. The program directors also will include assistantships for certificate program students in future proposals to the National Institutes of Health and other federal agencies. The program directors' goal is to increase enrollment to six students per year by 2018.

11. ADMINISTRATION OF THE PROGRAM AND ADMISSION AND RETENTION OF STUDENTS

Admission to the program will be based on the following criteria: graduation from one of the four accredited medical illustration training programs in North America, an official transcript, a portfolio of the applicant's medical illustrations, and two letters of recommendation. Application materials will be reviewed and admissions decisions made by a committee consisting of the medical illustrators and program directors, presently Mr. Gilleland, Mr. Carter, Ms. Stowe, Dr. Brown and Dr. Moore. This committee will make admission decisions, after which the program directors will offer the top applicant the stipend.

The program will be administered through the Office of Academic Affairs in the College of Veterinary Medicine. The program directors are appointed by the Associate Dean for Academic Affairs. The day-to-day direction for the program is provided by the program directors. Presently Drs. Brown and Moore, who also serve as co-directors of the Office's Educational Resources unit, are the program directors. The coordinator of student activities, presently Brad Gilleland, is appointed by the program directors. Each student's performance will be assessed at the end of each semester by the faculty members in charge of each of the graduate-level courses and by Drs. Brown and Moore, who will seek input from Mr. Gilleland, Mr. Carter, Ms. Stowe, and faculty members that have interacted directly with the student during that semester. Each student will receive a written and oral evaluation of his or her progress at the completion of the 12-month program. Drs. Brown and Moore will inform the Graduate School when each student completes the requirements for the certificate.

Outcome assessment of the program will include exit interviews, evaluation of the students' digital portfolios, and surveys of the students at 0, 1, and 5 years after completion of the program as well as surveys of the students' employers at 1 and 5 years. Faculty involved in this certificate program and those using educational materials produced by these students will also be surveyed. In particular, faculty using the educational materials produced by these students will be encouraged to objectively assess the efficacy of these materials and to report results of this scholarly activity in the educational literature. Collected outcomes assessment data will include information related to positions obtained by the students, salaries, student satisfaction with the experience, faculty input, employer satisfaction, and scholarly evidence of impact of the program (publications). The results of compiled outcome assessment data will be assessed annually to make improvements in the program where necessary. There is no accreditation required for this program.

12. APPENDIX

Existing departmental “problems” courses to be used in the proposed certificate program are listed below, with the maximal number of credit hours for each course; depending upon the department, these courses are graded using either the S/U or A-F format. A subset of these courses will be taken to meet the requirement for the certificate.

Department	Course Number and Name	Maximal Credit Hours	Grade Format
Veterinary Physiology and Pharmacology	VPHY 6930 Research Methods	3	S/U
Veterinary Pathology	VPAT 8050 Problems in Veterinary Pathology	15	S/U
Veterinary Biosciences and Diagnostic Imaging	VARB 8010 Problems in Veterinary Anatomy	10	A-F
Infectious Diseases	IDIS 8050 Problems in Parasitology	15	A-F
Infectious Diseases	IDIS 8900 Problems in Infectious Diseases	10	A-F
Large Animal Medicine	LAMS 8010 Problems in Large Animal Pathophysiology	10	S/U
Small Animal Medicine and Surgery	SAMS 8030 Neurosurgery	15	S/U
Small Animal Medicine and Surgery	SAMS(VPAT) 8040 Neurological Pathology	10	S/U

Following are two sample programs of study:

Program 1

Summer Thru Term

VPHY 6930 (3 hours)

LAMS 8010 (6 hours)

Fall Semester

VARB 8010 (6 hours)

SAMS 8040 (6 hours)

Spring Semester

IDIS 8050 (6 hours)

VPAT 8050 (6 hours)

Total Hours = 33

Program 2

Summer Thru Term

VARB 8010 (6 hours)

VPAT 8050 (3 hours)

Fall Semester

SAMS 8040 (6 hours)

LAMS 8010 (6 hours)

Spring Semester

IDIS 8900 (9 hours)

VPHY 6930 (3 hours)

Total Hours = 33



The University of Georgia

Office of the Dean

College of Veterinary Medicine

Athens, Georgia 30602-7371
Telephone (706) 542-3461
Fax (706) 542-8254

September 6, 2013

Office of Curricular Systems
The University of Georgia
CAMPUS

To Whom It May Concern:

I fully support the proposal for a Certificate Program in Comparative Medical Illustration at the College of Veterinary Medicine. This will be a non-degree program similar to others currently in place. The two goals of the program will be to provide a way to introduce new graduates of medical illustration programs in North America to opportunities in veterinary medicine, and to create new educational materials that will be used in the veterinary curriculum.

Administration of the program will be provided by the Office of Academic Affairs in the College of Veterinary Medicine. Drs. Scott Brown and Jim Moore, co-directors of the Educational Resource Center, will be responsible for day-to-day direction. The funds, equipment and space required to start the program are in place and, once it is established, we plan to seek additional funding from private donors and the National Institutes of Health.

Please let me know if you have questions or additional information is needed.

Sincerely,

Sheila W. Allen, DVM, MS
Dean

SWA/tce



The University of Georgia

Academic Affairs

College of Veterinary Medicine

Athens, Georgia 30602-7372
Telephone 706-542-5728
Fax 706-542-1004
www.vet.uga.edu

August 28, 2013

Office of Curricular Systems
The University of Georgia
CAMPUS

To whom it may concern:

I enthusiastically support the establishment of a certificate program in comparative medical illustration in our College of Veterinary Medicine. Our College has a longstanding history of developing innovative educational materials and the Educational Resources Unit that will support this program houses two medical illustrators who currently serve as adjunct faculty at the accredited medical illustration program of Georgia Regents University. The support of the medical illustrator of the GRU/UGA Medical Partnership promises to enhance the breadth of this training. We will utilize existing graduate courses to support this training program. This proposal is supported by our Associate Dean for Research & Graduate Affairs and our College's Graduate Affairs Committee.

This certificate program will offer the opportunity for faculty members to participate in graduate training for medical illustrators and facilitate the creation and evaluation of innovative teaching materials. I look forward to supporting the growth of this certificate program in the upcoming years.

Sincerely,

K. Paige Carmichael, DVM, PhD, DACVP
Josiah Meigs Distinguished Teaching Professor
Associate Dean for Academic Affairs



The University of Georgia

College of Veterinary Medicine

Office of the Associate Dean
Research and Graduate Affairs
and
Director, Veterinary Medical
Experiment Station

Athens, Georgia 30602-7371
Telephone 706-542-5734
Fax 706-542-8254
hwd@uga.edu

August 28, 2013

Office of Curricular Systems
The University of Georgia
CAMPUS

To whom it may concern:

I support the establishment of a non-degree certificate program in comparative medical illustration in our College of Veterinary Medicine. This proposal has received the approval of our College's Graduate Affairs Committee.

This certificate program will offer the opportunity for our faculty members to participate in graduate training for medical illustrators and facilitate the creation and evaluation of new teaching materials. We have existing graduate courses to support this training program, and I anticipate growth of the program in the upcoming years.

Sincerely,

Harry W. Dickerson, BVSc, PhD
Professor, Infectious Diseases
Associate Dean, Research & Graduate Affairs



The University of Georgia

Department of
Physiology & Pharmacology

August 27, 2013

College of Veterinary Medicine

Athens, Georgia 30602-7389
(706) 542-3014
FAX: (706) 542-3015

Curricular Systems
Office of the Vice President for Instruction
The University of Georgia
CAMPUS

To whom it may concern:

We are pleased to endorse the proposal from the Office of the Associate Dean for Academic Affairs, which has received the approval of our College's Graduate Affairs Committee, to establish a one-year, non-degree certificate program in comparative medical illustration in our College of Veterinary Medicine. This is based on the long-standing history that faculty members in each of our departments have working with staff members in Educational Resources on the development of educational materials for use in the veterinary curriculum. Furthermore, Drs. Brown and Moore have shared their collective vision for the involvement of our faculty members in the proposed training program that will result in graduate training for medical illustrators and the creation and evaluation of new teaching materials. We currently have graduate courses in place that will dovetail perfectly with the goals of this training program, and that will mesh well with the trainee's interactions with faculty members and the medical illustrator in the GRU/UGA Medical Partnership. Therefore, we support the creation of this new training program and look forward to its growth over the next several years.

Sincerely,

Gaylen L. Edwards, DVM, PhD
Head, Physiology & Pharmacology


R. Keith Harris, DVM, DACVP
Head, Veterinary Pathology

Fred D. Quinn, MS, PhD
Head, Infectious Diseases

Steven D. Holladay, MS, PhD
Head, Veterinary Biosciences & Diagnostic Imaging

Andrew H. Parks, MA, Vet MB
Head, Large Animal Medicine

Spencer Johnston, VMD, DACVS
Head, Small Animal Medicine & Surgery

Georgia Regents University  The University of Georgia

MEDICAL PARTNERSHIP

September 4, 2013


Office of Curricular Systems
The University of Georgia
CAMPUS

To whom it may concern:

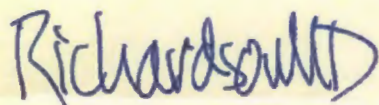
The purpose of this letter is to indicate the support of the GRU/UGA Medical Partnership for the proposed non-degree certificate program in Comparative Medical Illustration.

This certificate program will offer the opportunity for our faculty members and our medical illustrator, Jennifer Stowe, to participate in the training of medical illustrators and will facilitate the creation and evaluation of new teaching materials. We fully support this approach to graduate education and to the advancement of our institution's teaching mission.

Sincerely,



Leslie Petch Lee, PhD
Campus Assistant Dean for Curriculum
GRU/UGA Medical Partnership



W. Scott Richardson, MD
Campus Associate Dean for Curriculum
GRU/UGA Medical Partnership

108 Spear Road • Athens, Georgia 30606
Equal Opportunity / Affirmative Action Institutions

Georgia Regents University The University of Georgia



MEDICAL PARTNERSHIP

August 26, 2013


Drs. Scott Brown and Jim Moore
College of Veterinary Medicine
University of Georgia
Athens, Georgia 30602

Dear Scott and Jim,

This letter is to express my enthusiasm for your proposed Certificate in Comparative Medical Illustration program here at UGA. As the sole medical illustrator at the GRU/UGA Medical Partnership in Athens, I am very interested in participating in the training of these graduate assistants and in doing so increasing my collaborations with the medical illustrators in the College of Veterinary Medicine. As I work on a daily basis with faculty members in the GRU/UGA Medical Partnership to create educational materials for use in the medical curriculum, I can easily foresee a variety of ways in which students in your program can gain from experiences here.

I look forward to our interactions.

Sincerely,



Jennifer M. Stowe, MS
Medical Illustrator

108 Spear Road • Athens, GA 30602

Equal Opportunity/Affirmative Action Institutions



The University of Georgia

Franklin College of Arts and Sciences
Lamar Dodd School of Art

October 4, 2013

Drs. Jim Moore and Scott Brown
College of Veterinary Medicine
University of Georgia

Dear Jim and Scott:

I am very pleased to provide this letter indicating my support for your proposal to create a non-degree certificate program in Comparative Medical Education here at the University of Georgia. As you know, the Scientific Illustration program in the Lamar Dodd School of Art provides undergraduate students an excellent foundation for pursuing a master's degree in medical illustration. As a result, a number of our BFA graduates have become medical illustrators, and many have an interest in topics that relate to veterinary medicine. Consequently, we believe that having the certificate program on campus will provide excellent opportunities for our undergraduate students to learn more about the medical illustration profession. Please be assured that we will encourage our students to attend all seminars and presentations made by the students in the certificate program, and to gain positively from those interactions.

I often receive requests from interested students who wish to pursue a graduate degree in Science, Medical and often Veterinary Illustration at the University of Georgia. Currently, the School of Art is in support of creating a graduate program in Science and Medical animation. The proposed certificate program will provide a valuable educational arm to this effort.

If I can provide additional evidence of my support, feel free to contact me.

Sincerely,

Gene N. Wright
Professor and Area Chair
Department of Science and Medical Illustration
Lamar Dodd School of Art